

# power.com SB

## Valve regulated lead-acid batteries



Motive Power Systems

**Reserve Power Systems**

Special Power Systems

Service

### Your benefits with HOPPECKE power.com SB

- **Maintenance-free regarding water refilling** - due to Absorbent Glass Mat-technology
- **Good high-current capability** - low investment costs due to innovative electrode structure
- **Optimal space utilization** - due to horizontal arrangement and stacking
- **Optimum operational safety** - integrated backfire protection and central degassing system
- **Higher short-circuit safety even during the installation** - based on HOPPECKE system connectors
- **Easy assembly and installation** - battery lid with integral handle



### Typical applications of HOPPECKE power.com SB

- **Uninterruptible power supply (UPS)**
- **Telecommunications**
  - Mobile phone stations
  - BTS-stations
  - Off-grid/on-grid solutions
- **Power supply systems**
- **Emergency lighting**

## Type overview

### Capacities, dimensions and weights

Type	C <sub>10</sub> /1.80 V Ah	C <sub>5</sub> /1.77 V Ah	C <sub>3</sub> /1.75 V Ah	C <sub>1</sub> /1.70 V Ah	C <sub>1/2</sub> /1.65 V Ah	C <sub>1/6</sub> /1.60 V Ah	Weight kg	Length L mm	Width W mm	Height H mm	Fig.
power.com SB 12V 50	52.7	51.5	49.2	41.8	35.8	25.3	26.0	229	177	230	A
power.com SB 12V 60	63.2	56.5	54.3	46.1	39.5	28.0	26.5	229	177	230	A
power.com SB 12V 80	80.4	78.5	75.0	63.7	54.5	38.8	37.5	344	177	230	B
power.com SB 12V 100	94.8	85.0	81.3	69.2	59.0	42.0	38.0	344	177	230	B
power.com SB 12V 110	111.1	108.0	103.5	88.1	75.5	53.7	52.0	498	177	230	C
power.com SB 12V 130	128.9	115.5	110.7	94.1	80.5	57.2	52.5	498	177	230	C
power.com SB 12V 140	142.2	127.5	122.1	104.0	89.0	63.2	54.5	498	177	230	C
power.com SB 6V 170	170.0	143.1	133.2	110.0	94.4	66.3	32.0	242	170	275	D
power.com SB 6V 220	220.0	185.2	172.4	142.4	122.2	85.8	41.0	308	170	275	D
power.com SB 2V 230	235.3	220.3	206.5	174.1	150.9	101.9	17.0	88.5	181	310	E
power.com SB 2V 330	329.4	308.4	289.1	243.8	211.2	142.6	21.7	181	127	310	F
power.com SB 2V 400	400.0	374.5	351.7	296.5	256.4	173.2	25.0	181	154	310	G

C<sub>10</sub>, C<sub>5</sub>, C<sub>3</sub>, C<sub>1</sub>, C<sub>1/2</sub> and C<sub>1/6</sub> = Capacity at 10 h, 5 h, 3 h, 1 h, 1/2 h and 1/6 h discharge

Fig. A



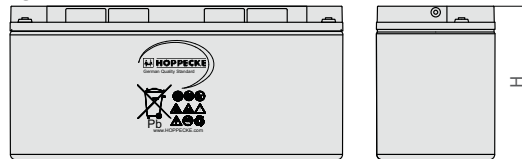
power.com SB 12V 50 -  
power.com SB 12V 60

Fig. B




power.com SB 12V 80 -  
power.com SB 12V 100

Fig. C



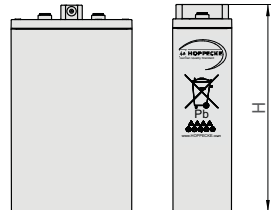
power.com SB 12V 110 -  
power.com SB 12V 140

Fig. D



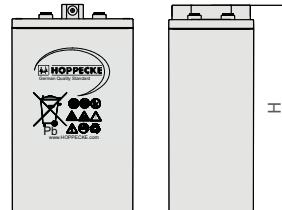
power.com SB 6V 170 -  
power.com SB 6V 220

Fig. E




power.com SB 2V 230

Fig. F



power.com SB 2V 330

Fig. G



power.com SB 2V 400

Design life: ≥ 12 years (according to EUROBAT)

**Optimal environmental compatibility - closed loop for recovery of materials in an accredited recycling system.**